

<b>Release Notes</b>	
<b>Concur Connect</b>	
<b>Month</b>	<b>Audience</b>
July 2013	Concur Clients

# Contents

**Release Notes ..... 1**

**General Updates.....1**

        Concur App Center Coming Soon.....1

**Web Services.....5**

        Travel Profile: New Elements .....5

        Expense Report: Updated Expense Entry Attendees Resource .....5

        Attendee Web Service: Service Rename and New Preview Resource .....6

**Financial Integration Platform .....7**

        Expense Report: New Integration Status Resource .....7

**Concur Salesforce Connector.....7**

        Enhanced Concur Configuration Page.....7

**Resolved Issues .....8**

# Release Notes

---

## General Updates


### Concur App Center Coming Soon

#### Overview

The Concur App Center is a new tab in Concur that allows users to discover and enable applications that partners and Concur have developed to work with Concur products.

#### Business Purpose

*This feature provides a central resource for users and companies to enable services integrated with Concur.*



The applications use Concur's Platform to add value to Concur products by providing integration and additional management tools. The App Center has two tabs:

- **Apps for me:** This tab contains applications that an end user can activate to authorize a secure exchange of data. TripIt is an example of this type of app. The end user can connect their Concur account to their TripIt account to enable trips booked in Concur to automatically flow into their TripIt account. If they do not have a TripIt account, they can learn more about the application and visit the TripIt website or the app store on their mobile device to create an account. Purchase and downloading of apps does not take place in the App Center. Additional examples include Concur Mobile and various forms of e-receipts. Open Booking users will soon be able to connect their Concur accounts with various travel suppliers via the App Center, enabling itineraries booked on the supplier's website to flow into Concur.
- **Apps for my business:** This tab contains applications which serve a variety of business functions. The apps need to be authorized by a Concur Administrator as they interact with data at a company-wide level or for multiple users. Example business apps include:
  - ◆ Integrations from VAT reclaim partners who extract expense data from Concur in order to calculate and process your company's VAT reclaim on eligible expenses.
  - ◆ The Concur Connector for Salesforce which integrates contacts and opportunity data between Concur and Salesforce.com.

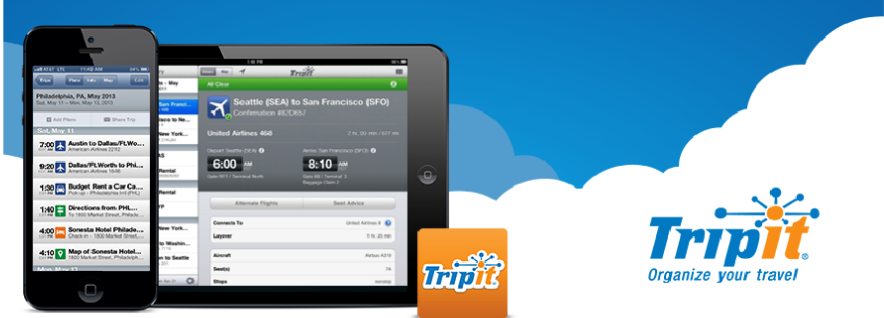
The App Center is not a store- the users and administrators can use it to learn about the applications and begin the procurement process. Once the user or administrator selects the app listing, they view the **Details** page:

Welcome, Terry Brown [Help](#) | [Support](#) | [Log Out](#)

**Concur**

[My Concur](#) | [Travel](#) | [Expense](#) | [Invoice](#) | [Locate](#) | [Profile](#) | [App Center](#)

[← Back to Apps](#)



**Triplet**  
Organize your travel

### All of your travel plans in one place.


Get peace of mind while traveling, by having all your plans in one place. No more frantic searching for confirmation emails in your inbox --or worse yet -- hunting down that pesky manila folder. Triplet is an easier way to organize and share travel plans. Triplet "automagically" takes all your trip details and creates one truly helpful master itinerary that's there when and where you need it – on your mobile device, sync'd with your calendar, and online at [tripit.com](#). Travel booked through Concur is automatically populated to your Triplet account. Any travel booked outside of Concur (TNC), will be tracked by Triplet and passed back to your Concur account. When you receive a confirmation email from anywhere you book, simply forward it to [plans@tripit.com](mailto:plans@tripit.com). Triplet instantly recognizes reservations from 3,000+ booking sites including cruises, restaurants, concerts and more. You can easily share trip plans with family or colleagues directly, or let Facebook and LinkedIn contacts know when and where you're headed.

Also available: Triplet Pro, which is like having your own personal travel assistant for \$49/year. Here are a few of the benefits of Triplet Pro:

- Know before you go - Instant alerts about flight delays, cancellations, and gate changes sent right to your phone.
- Track all your points - At last, all your frequent travel account information, balances, and expirations in one place.
- Share automatically - Automatically share all your travel plans with the people who need to know exactly where you are... and where you're going.
- Travel with privileges - Complimentary 1-year memberships to Hertz #1 Club Gold and Regus Gold. VIP car rental and access to 1,200 business lounges worldwide. (\$660 value)

NOTES: Triplet Pro members should download this free app; as a part of pro membership you do not get ads within this app.

**PARTNER INFORMATION**



**Triplet from Concur**  
[marketing@tripit.com](mailto:marketing@tripit.com)  
[Contact information](#)

**Click Connect to get started!**

[Connect](#)

**DETAILS**

[Data Sheet](#)  
[Watch a Demo](#)

[↑](#)

**REQUIREMENTS**

**Categories**  
Traveler Services, Expense Capture

**Works with these Concur Offerings:**  
Expense - Standard, Expense - Professional, Travel - Standard, Travel - Professional

**Regions Available:**  
North America, Europe, Middle East and Africa, Asia Pacific

**Installations and Setup:**  
Application Connector

User applications, like TripIt, provide a **Connect** button that the user can click to connect their Concur account with their account at the partner's site. Company applications provide a button to **Inquire**, which is the recommended method for engaging with a partner to evaluate and procure their application.

The partners that create applications go through a certification process with Concur. Concur creates the App Center listing, which must be reviewed and approved by the partner and Concur before the listing can be active.

The App Center is also available on the [concur.com/appcenter](http://concur.com/appcenter) website:

**Concur**

## Welcome to the Concur App Center

Apps that you *and* the boss will love.

**Keep on top of your bottom line.**  
Turnkey apps for audit, VAT reclaim, travel rebates, and more.

[Explore now](#)

### Featured Apps

**TRAVELTEXT**  
Text in your expenses! Five times faster than on the web or with a smartphone app!

**CIBTvisas**  
The largest global travel visa & passport company.

**TripLingo**  
All of your travel plans in one place.

**Explore Our Apps**      **Apps**      1 2 3 > >>

<b>Apps For Me</b> <a href="#">My Travel &amp; Expenses</a>	The most effortless expense capture solution available!	CIBTvisas – the largest global travel visa & passport company.
<b>Apps For My Company</b> <a href="#">Finance/Accounting</a> <a href="#">Sales/Service Automation</a>	Keep your travelers safe, productive and happy abroad.	All of your travel plans in one place.

### **Tentative Release Schedule**

The App Center on [concur.com](http://concur.com) is available now: <https://www.concur.com/appcenter>

The in-product App Center will be made available on the following schedule. This release schedule is tentative and may change.

**July 2013 Release:** Clients using Standard Travel and/or Expense with users in the US, UK and Australian only.

**August 2013 Release:** Clients using Professional Travel and/or Expense with users in the US, UK and Australian only.

**October 2013 Release:** All other clients.

# Web Services

## Travel Profile: New Elements

### Overview

Concur has enhanced the Travel Profile web service with new elements in the response for the Get Travel Profile Details function. These new elements are:

#### **Business Purpose**

*This enhancement provides more information about the traveler and their preferences.*

- Under the General parent element, the CountryCode and CompanyName elements provide more details about the traveler.
- Under the Telephone parent element, the ContactOptIn element specifies whether the phone can be used to contact the traveler. This element only appears when the Telephone Type attribute is set to Cell or Primary Mobile Phone.



Refer to the *Travel Profile* web service documentation at <http://developer.concur.com> for more information.

### Configuration

A partner application must be created and registered with Concur before developers can use this feature. The OAuth process must be completed with a user with one of the following roles, before the partner can access the company-wide information: Professional - Web Services Administrator, Standard or Sandbox - Can Administer.



Refer to the *Web Services - Core Concepts* information at <http://developer.concur.com> for more information.

## Expense Report: Updated Expense Entry Attendees Resource

### Overview

Concur has updated the Expense Entry Attendee resource for the Expense Report web service. This resource is used to manage the connection between existing attendees and expense entries.

#### **Business Purpose**

*This updated resource allows developers to manage which attendees are associated with expense entries, and resolves errors caused by previous versions.*



Refer to the *Expense Report* web service documentation at <http://developer.concur.com> for more information.

## Configuration

Developers must create and register a partner application with Concur before they can use this feature.



Refer to the *Web Services – Core Concepts* information at <http://developer.concur.com> for more information.

## Attendee Web Service: Service Rename and New Preview Resource

### Overview

Concur has renamed the Attendee List web service to the Attendee web service, as part of the process of modifying the functionality and use of the service. Prior to this release, the Attendee List web service provided functionality that was similar to the Attendee List Import in Concur Expense. The Attendee resource that the service provided has been renamed to the Attendee List resource, to identify its function. With the July release, Concur is adding a new Attendee resource as a developer preview. This resource includes the GET function. This function allows developers to get the details of existing attendees, using a specified Attendee ID or by searching by External ID. Unlike the Attendee List functionality that is restricted to managing only external attendees, the new Attendee functions can manage external and internal attendees as well as manage attendees in a Private or Shared attendee list. Future releases will include additional functionality for the Attendee resource.

### **Business Purpose**

*This updated web service allows developers to see which attendees are already in Concur, and get the details they need to associate attendees with expense entries.*



Refer to the *Attendee* web service documentation at <http://developer.concur.com> for more information.

### Configuration

Developers must create and register a partner application with Concur before they can use this feature.



Refer to the *Web Services – Core Concepts* information at <http://developer.concur.com> for more information.

# Financial Integration Platform

## Expense Report: New Integration Status Resource

### Overview

Concur has updated the Expense Report web service to include a new resource, Integration Status. This resource allows developers to ensure that the

necessary transactions to account for expenses and arrange payment for the expenses in a specified report were created in the financial system prior to committing the expense report in Concur Expense. If they were, the developer uses the new **Post Integration Status** function to indicate the report was successfully integrated and move the report forward in the workflow to the Paid step. In Concur Expense, when a report arrives at the Paid workflow step the report is committed, meaning its data can't be changed and it can't be sent back in the workflow.

### Business Purpose

*This enhancement provides a method to indicate that a report has been successfully accounted for in an external system.*



Refer to the *Expense Report* web service documentation at <http://developer.concur.com> for more information.

### Configuration

A partner application must be created and registered with Concur before developers can use this feature.



Refer to the *Web Services – Core Concepts* information at <http://developer.concur.com> for more information.

## Concur Salesforce Connector

The updated Concur Salesforce Connector will be released at the end of July.

## Enhanced Concur Configuration Page

### Overview

Concur has updated the Concur Salesforce Connector, enhancing the Concur Configuration page that appears in Salesforce. The page now contains functionality that allows the administrator to schedule additional hourly synchronization jobs between Concur and Salesforce. This enhancement allows Group and Professional edition Salesforce companies to add sync jobs, as they do not have access to the App Setup page where the jobs are added.

### Business Purpose

*This enhancement provides an easy method to add more synchronization jobs between Concur and Salesforce.*



## Resolved Issues

Web Service/ Direct Connect	Issue Description